

Job Name/Location:

Tag #:

Date:

For: File Resubmit

PO No.:

Approval Other _____

Architect:

GC:

Engr:

Mech:

Rep:

(Company)

(Project Manager)

LS240HEV1
Mega 220V Single Zone Inverter
 Outdoor Unit (ODU) - LSU240HEV1 Indoor Unit (IDU) - LSN240HEV1



Performance:

Cooling:

Capacity (Min/Rated/Max) (Btu/h)	3,685 ~ 22,000 ~ 24,000
SEER	17.0
EER	10.76

SEER - Seasonal Energy Efficiency Ratio EER - Energy Efficiency Ratio

Heating:

Capacity (Min/Rated/Max) (Btu/h)	3,685 ~ 22,000 ~ 24,226
HSPF	9.0

HSPF - Heating Seasonal Performance Factor

Cooling Nominal Test Conditions:

Indoor: 80°F DB/67°F WB
 Outdoor: 95°F DB/75°F WB

Heating Nominal Test Conditions:

Indoor: 70°F DB/60°F WB
 Outdoor: 47°F DB/43°F WB

Electrical:

Power Supply (V ¹ /Hz/Ø)	208-230/60/1
-------------------------------------	--------------

Outdoor Unit:

MOP (A)	20
MCA (A)	15
Cooling Rated Amps (A)	11.52
Heating Rated Amps (A)	11.08
Compressor (A)	10.72
Fan Motor (A)	0.40

MOP - Maximum Overcurrent Protection MCA - Minimum Circuit Ampacity

Total Power Input:

Cooling Power Input (kW)	2.05
Heating Power Input (kW)	1.94

Piping:

Liquid Line (in, OD)	1/4
Vapor Line (in, OD)	5/8
Additional Refrigerant (oz/ft)	0.33
Max Pipe Length (Min/Max) (ft) ²	9.8/65.6
Piping Length (no add'l refrigerant, ft)	24.6
Max Elevation (ft)	32.8

Controls Features:

- 24-Hour on/off timer
- 2-Way (up/down) auto swing
- Auto changeover
- Auto restart
- Condensate sensor connection
- Energy saving
- Inverter (variable speed compressor)
- Jet cool/Jet heat
- Self-cleaning indoor coil
- Sleep mode
- Ultra quiet operation

Operating Range:

Outdoor Unit:

Cooling (°F DB)	14-118
Heating (°F WB)	14-65

Indoor Unit:

Cooling (°F WB)	53-75
Heating (°F DB)	60-86

Unit Data:

Refrigerant Type	R410A
Refrigerant Control	EEV
Refrigerant Charge (lbs)	2.64
ODU Sound Pressure (±3 dB(A)) ³	53
IDU Sound Pressure ±3 (H/M/L/Sleep) dB(A) ³	45/40/35/29
ODU Net Unit Weight (lbs)	95
ODU Shipping Weight (lbs)	104
IDU Net Unit Weight (lbs)	28
IDU Shipping Weight (lbs)	34
Heat Exchanger Coating	GoldFin™

Fan:

ODU Type	Propeller
IDU Type	Cross Flow
Fan Speeds (Fan/Cooling/Heating)	4/4/4
Quantity (ODU + IDU)	1 + 1
Motor/Drive	Brushless Digitally Controlled/Direct
ODU Max Air Flow Rate (CFM)	1,766
IDU Air Flow Rate H/M/L (CFM)	600/494/388
Dehumidification (pts/hr)	4.88

Notes:

1. Acceptable operating voltage: 187V-253V.
2. Piping lengths are equivalent.
3. Sound Pressure levels are tested in an anechoic chamber under ISO Standard 1996.
4. All power/communication cable to be minimum 18 AWG, 4-conductor, stranded, shielded and must comply with applicable local and national code.
5. See Engineering Manual for sensible and latent capacities.
6. Power wiring cable size must comply with the applicable local and national code.
7. The indoor unit comes with a dry helium charge.
8. This data is rated 0 ft above sea level, with 24.6 ft of refrigerant line and a 0 ft level difference between outdoor and indoor units.
9. Must follow installation instructions in the applicable LG installation manual.



Outdoor Unit (ODU) - LSU240HEV1
 Mega 220V Single Zone Inverter



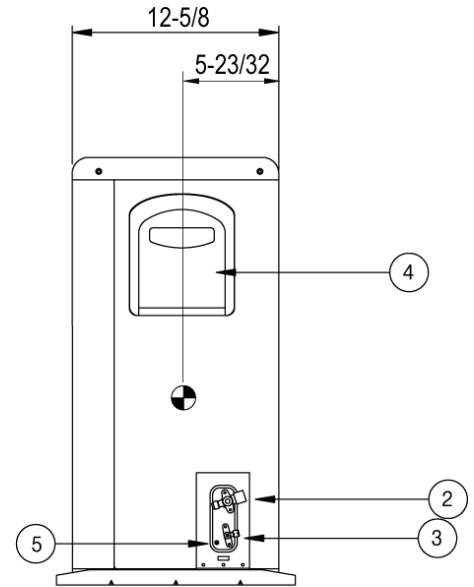
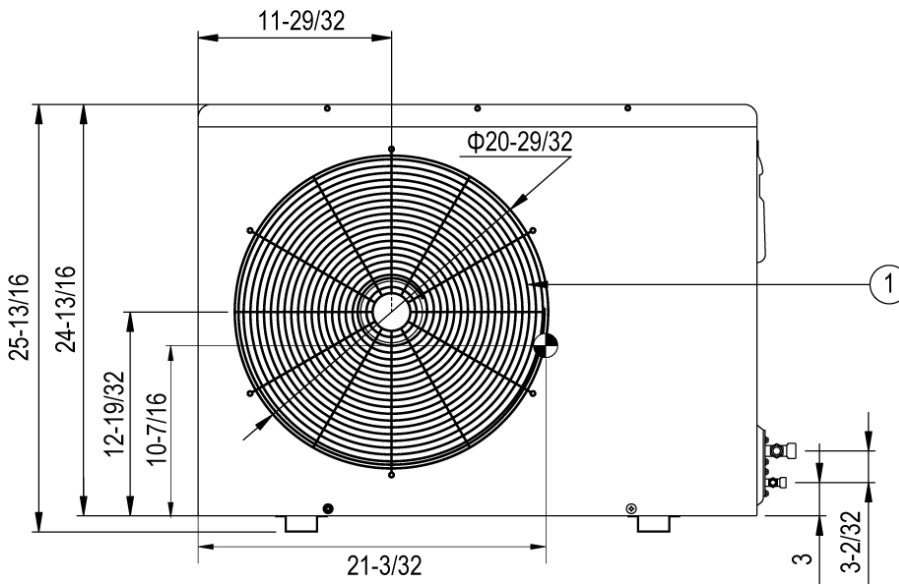
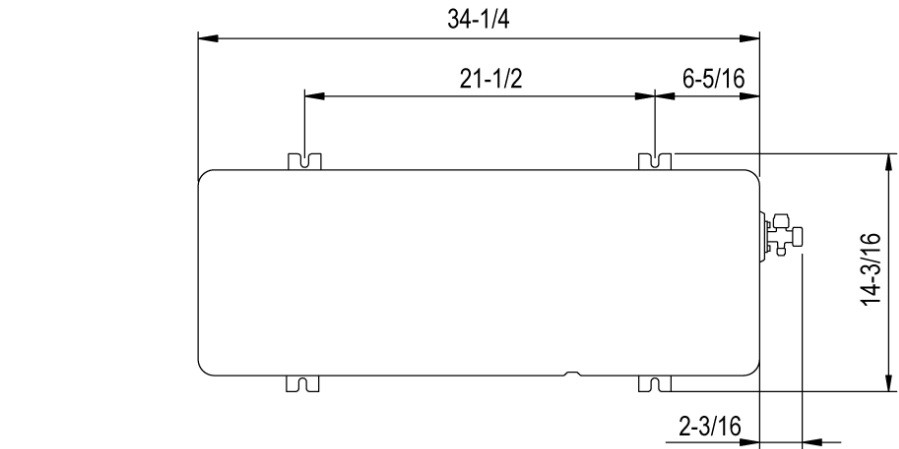
LG

Life's Good

Tag #:

Date:

PO No.:



Center of gravity

Unit : inch

Item No.	Part Name	Remark
1	Air Discharge Grille	
2	Gas Pipe Connection Port	
3	Liquid Pipe Connection Port	
4	Control Box	
5	Earth Screw	

Indoor Unit (IDU) - LSN240HEV1
Mega 220V Single Zone Inverter



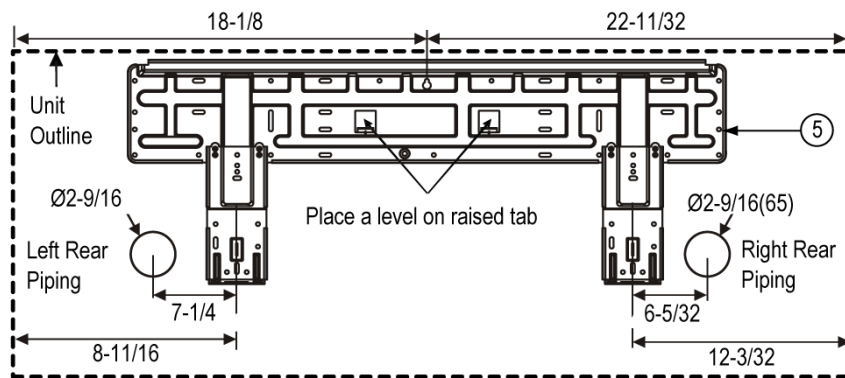
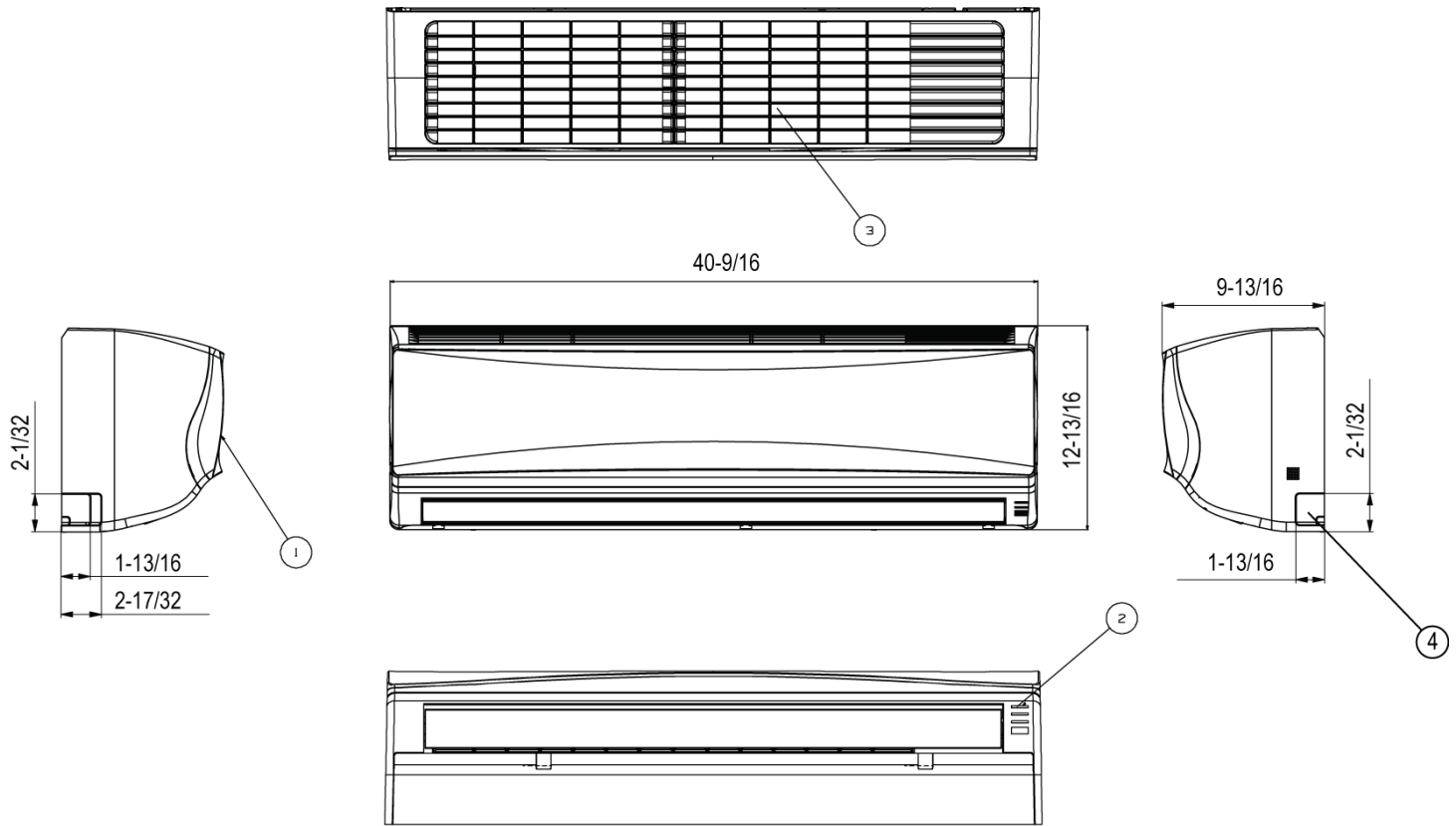
LG

Life's Good

Tag #:

Date:

PO No.:



Unit : inch

Item No.	Part Name	Remark
1	Front Panel	
2	Display & Signal Receiver	
3	Air Suction Grille	
4	Knockout hole	For pipe and cable
5	Installation Plate	